


Hermitage Castle

Explorer Quiz

Explore our castle with this fun fact-finding mission.
Remember to ask the steward if you need any help.




Small doors at the top of the castle led onto a timber walkway. How many are there?



There is a trough in the castle courtyard. What do you think it was for?




How many doors lead off the courtyard?



Look for this stone. Why do you think it is there?



How many wells can you find in the castle?




The pit prison had a toilet. True or False?





7

How many floors did the Douglas tower once have?



8

A defensive door guarded the castle. What was it called?



9

Fireplaces once warmed the castle rooms. How many can you find?



10

Which queen came to Hermitage to see the wounded Earl of Bothwell?



11

Go to the chapel near the castle. How many sections did its window have?



12

Legend tells that a giant knight was buried by the chapel. What was his name?

1. At the top of the walls - look from the outside. 2. What animals did people use to get around? 3. Courtyard. 4. What shape was the ceiling in this room? 5. That would be telling! 6. Information panel. 7. Information panel, or look at the levels of the windows. 8. Information panel. 9. Look up at the corners of the Douglas Tower. 10. Information panel outside the castle. 11. In the space around the chapel. 12. Look for a mound outside the chapel area.

Need a clue? Look here...

