



CATALOGUE  
No 171

FALKIRK

THE FALKIRK IRON COMPANY, LIMITED  
LONDON. LIVERPOOL. GLASGOW. EDINBURGH. BRISTOL.  
Works . . . FALKIRK  
AND EXCELSIOR FOUNDRY, SANDIACHRE, near NOTTINGHAM.





CONTRACTORS TO ADMIRALTY · WAR OFFICE · AND ALL GOVERNMENT DEPARTMENTS.

# THE FALKIRK IRON COMPANY, LTD.

Established 1815  
REGISTERED OFFICE AND WORKS  
FALKIRK

*Showrooms at*  
LONDON  
Mortimer House  
37-41 Mortimer Street · W.1.  
LIVERPOOL  
22-24 South Castle Street.  
GLASGOW  
32-34 Bothwell Street.  
EDINBURGH  
22 · Picardy Place.

*Your Reference*

*Our Reference "C/JHF".*

*To which please refer*

*Telegrams*  
"CASTINGS"  
(ALL ADDRESSES)

*Telephones (3 Lines)*

FALKIRK · 362 · 363 · 364 ·

CABLES

A.B.C. 5<sup>TH</sup> EDITION · BENTLEY'S COMPLETE PHRASE  
A.B.C. 6<sup>TH</sup> EDITION · (FIVE LETTER)

*Trade Marks*

"FALKIRK" "FALCO"

Messrs Joseph Collis, Ltd.,  
Ironmongers,  
Strood,  
ROCHESTER.

FALKIRK, 1st February, 1932.

Dear Sirs,

In reply to your postcard of the 29th ult., addressed to our London House, we have pleasure in enclosing List giving prices of component parts for the "ERA" Anthracite Stove. The "ERA" stove bears the Number 545108 as mentioned by you.

We enclose print illustrating these component parts.

Yours faithfully,

For THE FALKIRK IRON COMPANY LTD.,



"C/JHE".

10th June, 1931.

REPLACEMENT PARTS OF "ERA" ANTHRACITE STOVES, FINE CAST & BLACKED.

	<u>No. 3.</u>	<u>No. 2.</u>
No. 1. Front.	15/-d.	12/9d. net.
No. 2. Back.	15/-d.	12/9d. "
No. 3. Base.	9/6d.	8/-d. "
No. 4. Upper Plate Pronged.	3/-d.	2/3d. "
No. 5. Bottomgrate Frame.	2/9d.	2/3d. "
No. 6. Back Cheek, left.	2/9d.	2/3d. "
No. 7. Back Cheek, right.	2/9d.	2/3d. "
No. 8. Flat Protecting Plate.	2/-d.	1/6d. "
No. 9. Side Cheek, left.	1/9d.	1/6d. "
No. 10. Side Cheek, right.	1/9d.	1/6d. "
No. 11. Dished Bottomgrate.	2/6d.	1/6d. "
No. 12. Nozzle.		1/6d. "
No. 13. Front Door Frame.	1/2d.	1/-d. "
No. 14. Front Door.	5/-d.	4/-d. "
No. 15. Front Bar.	1/8d.	1/5d. "
No. 16. Revolving Bottomgrate.	1/6d.	1/1d. "
No. 17. Back Plate for Damper Rod.	6d.	4d. "
No. 18. Inner Plate for Feed Door.	4d.	3d. "
No. 19. Feed Door.	5/6d.	4/-d. "
No. 20. Damper for nozzle.	1/3d.	1/3d. "
No. 21. Ashpan Slide.	5d.	5d. "
No. 22. Protecting Plate for Base Rod.	1/-d.	1/-d. "
No. 23. Ashpan Front.	5/-d.	4/4d. "
No. 24. Ashpan, (sheet iron).	2/-d.	1/11d. "
No. 25. Locking Piece for Feed Door, wrought iron.	1/0d.	1/0d. "
No. 26. Key, dull nickel.	1/0d.	1/0d. "
No. 27. "Fast" - "Slow".	1/3d.	1/3d. "

-contd-




		<u>No. 3.</u>	<u>No. 2.</u>	
No. 28.	Rods and Knobs for Feed Door.	1/6d.		Net.
No. 29.	Turnbuckle for Feed Door.	1/6d.	1/6d.	"
No. 30.	Bottomgrate rod and ring.	1/9d.	1/9d.	"
No. 31.	Damper rod for base.	1/-d.	1/-d.	"
No. 32.	Knob and Rod for front door, mall. iron	1/3d.	1/3d.	"
No. 33.	Catch for Front Door.	1/-d.	1/-d.	"
No. 34.	Rod for Back Damper.	1/3d.		"
	Bricks (3. pieces).	3/9d.	3/-d.	"
	Raker.	1/2d.	each.	
	Pullout and Lifter combined.	1/2d.	"	

Delivered: With consignments of 3 cwts. and up.

Terms: 5% Monthly or 2½% Quarterly Account.





No. 2/A. "ERA" STOVE PARTS.



No. 2 SIZE "ERA" STOVE.

(List of Component Parts).

- |     |        |       |       |               |                     |                           |                            |               |                         |                         |                    |         |                  |                  |           |                         |                   |               |                       |         |                   |       |         |                   |      |                |             |                |                 |                |                       |                  |                      |                       |                |             |             |                   |                    |              |
|-----|--------|-------|-------|---------------|---------------------|---------------------------|----------------------------|---------------|-------------------------|-------------------------|--------------------|---------|------------------|------------------|-----------|-------------------------|-------------------|---------------|-----------------------|---------|-------------------|-------|---------|-------------------|------|----------------|-------------|----------------|-----------------|----------------|-----------------------|------------------|----------------------|-----------------------|----------------|-------------|-------------|-------------------|--------------------|--------------|
| No. | 1.     | 2.    | 3.    | 4.            | 5.                  | 6.                        | 7.                         | 8.            | 9.                      | 10.                     | 11.                | 12.     | 13.              | 14.              | 15.       | 16.                     | 17.               | 18.           | 19.                   | 20.     | 22.               | 23.   | 24.     | 25.               | 26.  | 27.            | 29.         | 30.            | 31.             | 32.            | 33.                   | 34.              | 35.                  | 36.                   | 37.            | 40.         | 41.         | 42.               | 43.                | 44.          |
|     | Front. | Back. | Base. | Finger Plate. | Bottom Grate Frame. | Curved Cheek (Left Hand). | Curved Cheek (Right hand). | Breast Plate. | Side Cheek (Left hand). | Side Cheek (Righthand). | Ring Bottom Grate. | Nozzle. | Mica Door Frame. | Fire Door Frame. | Fire Bar. | Shuffling Bottom Grate. | Small Back Plate. | Top Door Pad. | Door <del>Pad</del> . | Damper. | Under Base Plate. | Fret. | Ashpan. | Turnbuckle Catch. | Key. | Fast and Slow. | Turnbuckle. | Shuffling Rod. | Under Base Bar. | Mica Door Rod. | Door Catch (Screwed). | Back Damper Rod. | Surround, Left hand. | Surround, Right hand. | Surround, Top. | Ventilator. | Damper Pin. | Brick, Left hand. | Brick, Right hand. | Brick, Back. |

No 4  
 6  
 7  
 45  
 44  
 44  
 Key

No 4



# SELECTION CATALOGUE

---

*No. 471*

COMBINATION GRATES  
RANGES  
HOT WATER BOILERS  
"SMOOTHTOP" RANGES  
PORTABLE STOVES  
INTERIORS  
REGISTER GRATES  
MANTEL GRATES  
PORTABLE BOILERS  
BATHS

---

**THE FALKIRK IRON COMPANY, LIMITED**

**Works - FALKIRK.**

LONDON—Castle House, 76 Wells St., W.1

GLASGOW—32-34 Bothwell Street.

LIVERPOOL—22-24 South Castle Street.

EDINBURGH—22 Picardy Place.

BRISTOL - 45 Queen Square.

And EXCELSIOR FOUNDRY, SANDIACRE, Near NOTTINGHAM



# The "Osborne" Combination Grate (Patented)

The "OSBORNE" with No. 809 CHIMNEY PIECE and TILED COVINGS.

## INDEX

" Osborne " Grate	.....	Pages	3-5
" Renown " Grate	.....	"	6, 7
" Welbeck " Grate	.....	"	8, 9
" Trent " Grate	.....	"	10, 11
" Compax " Grate	.....	"	12-16
" Gem " Range	.....	"	17-19
" Express " Stove	.....	"	20, 21
Portable Range	.....	"	22
" Croydon " Stove	.....	"	23
" Dover " Stove	.....	"	24
" Radial Triumph " Range	.....	"	25
" Falco " Boilers	.....	"	26, 27
" Smoothtop " Gas Range	.....	"	28, 29
Interiors	.....	"	30-41
Alternative Canopies	.....	"	42-44
" Cosy " Adaptable Fires	.....	"	45
Alternative Fires	.....	"	46, 47
Dwarf Interiors	.....	"	48-54
Alternative Dwarf Canopies	.....	"	55
Rustless Steel Interiors	.....	"	56-59
Hob Tile Register Grates	.....	"	60, 61
Tile Register Grates	.....	"	62-66
Common Register Grates	.....	"	67
Tile Mantel Grates	.....	"	68-76
Common Mantel Grates	.....	"	77-93
Gas Mantel Grates	.....	"	94
Portable Boilers	.....	"	95, 96
Gas Portable Boilers	.....	"	97
Enamelled Cast Iron Baths	.....	"	98-103
Bath Fittings	.....	"	104



THE "OSBORNE" PATENT COMBINATION GRATE, with open and close fire, sliding fire cover, spindle bars, slow-combustion fall door, fret, ashpan and swing trivets. Fire provided with smoke consuming flue mouth next oven, sectional brick back with cleaning door, and hook-on canopy. Strong **removable sheet steel or sectional cast-iron oven**, right or left hand, and dish rest, tiled covings fitted with 4 in. plain enamel tiles, 13½ ins. high, complete with flue cleaning door, large square hotplate 12 ins. deep, having cups and rings, strong sheet-iron covering-in plate.

### SIZES.

To suit opening	.....	38 ins. wide	× 44 ins. high	× 16 ins. deep.
Oven	.....	15 ins. wide	× 15 ins. high	× 16 ins. deep.
Hotplate, extreme sizes	.....	.....	.....	35 × 12 ins. deep.
Fire	.....	.....	.....	11 ins. wide.

### No. 809 CHIMNEY PIECE TO SUIT ABOVE (Scheduled).

Opening	38 ins. wide	× 44 ins. high.	Jambs	4 ins. wide	× 2½ ins. projection.
Lintel	.....	10 ins. deep.	Shelf	56 ins. long	× 7 ins. deep.



# The "Osborne" Combination Grate (Patented)

The "OSBORNE" with No. 817 O.G. JAMB MOULDINGS and ENAMELLED IRON COVINGS (Tile Pattern).



THE "OSBORNE" PATENT COMBINATION GRATE, with open and close fire, sliding fire cover, spindle bars, slow-combustion fall door, fret, ashpan and swing trivets. Fire provided with smoke consuming flue mouth next oven, sectional brick back with cleaning door, and hook-on canopy. Strong **removable sheet steel or sectional cast-iron oven**, right or left hand, and dish rest, oven door fitted with enamelled iron plate, enamelled iron plate covings representing tiles 13½ ins. high, complete with flue cleaning door. Large square hotplate 12 ins. deep having cups and rings, strong sheet-iron covering-in plate.

### SIZES.

To suit opening	....	....	38 ins. wide	× 44 ins. high	× 16 ins. deep.
Oven	....	....	15 ins. wide	× 15 ins. high	× 16 ins. deep.
Hotplate, extreme sizes	....	....	....	....	35 × 12 ins. deep.
Fire	....	....	....	....	11 ins. wide.

### No. 817 JAMB MOULDINGS TO SUIT ABOVE.

Opening	....	....	....	....	38 ins. wide	× 44 ins. high.
Jambs	....	....	....	....	....	3 ins. wide.

# The "Osborne" Combination Grate (Patented)

The "OSBORNE" as a CLOSE FIRE RANGE, with No. 809 CHIMNEY PIECE.



THE "OSBORNE" PATENT COMBINATION GRATE, with open and close fire, sliding fire cover, spindle bars, slow-combustion fall door, fret, ashpan and swing trivets. Fire provided with smoke consuming flue mouth next oven, sectional brick back with cleaning door, and hook-on canopy. Strong **removable sheet steel or sectional cast-iron oven**, right or left hand, and dish rest, reeded cast-iron curved covings 11½ ins. high, complete with cleaning doors. Large hotplate 12½ ins. deep having cups and rings, strong sheet-iron covering-in plate.

### SIZES.

To suit opening	....	....	38 ins. wide	× 42 ins. high	× 16 ins. deep.
Oven	....	....	15 ins. wide	× 15 ins. high	× 16 ins. deep.
Hotplate, extreme sizes	....	....	....	....	35 × 12½ ins. deep.
Fire	....	....	....	....	11 ins. wide.

### No. 809 CAST-IRON CHIMNEY PIECE TO SUIT ABOVE (Scheduled).

Opening	38 ins. wide	× 42 ins. high.	Jambs	4 ins. wide	× 2½ ins. projection.
Lintel	....	10 ins. deep.	Shelf	56 ins. long	× 7 ins. deep.



# The "Renown" Combination Grate



THE "REOWN" COMBINATION GRATE, open fire, spindle bars, having hook-on trivet, fret with draught regulator, ashpan, two swing trivets, cast-iron back and fireclay side bricks, C.I. self-contained boiler flue and damper, adjustable canopy, oven right or left hand, sectional cast-iron or strong sheet-iron, having cast-iron back and bottom, tiled oven door lined with sheet-iron plate, independent oven dampers to give top or bottom heat, plain oven dish rest, tiled covings with flue cleaning doors, plain flat jamb bead 1 1/4 in. wide, cast-iron ornamental plate rack and strong sheet-iron covering-in-plate.

### SIZES.

To suit opening	....	....	38 ins. wide x 51 ins. high x 16 ins. deep.
Oven	....	....	15 ins. wide x 15 1/2 ins. high x 15 ins. deep.
Hotplate	....	....	.... 35 1/2 x 12 ins. deep.
Fire	....	....	.... 14 ins. wide.

# The "Renown" Combination Grate



THE "REOWN" COMBINATION GRATE, open fire, spindle bars, having hook-on trivet, fret with draught regulator, ashpan, two swing trivets, cast-iron back and fireclay side bricks, C.I. self-contained boiler flue and damper, adjustable canopy, oven right or left hand, sectional cast-iron or strong sheet-iron, having cast-iron back and bottom, independent oven dampers to give top or bottom heat, plain oven dish rest, cast-iron covings with flue cleaning doors, plain flat jamb bead 1 1/4 in. wide, cast-iron ornamental plate rack and strong sheet-iron covering-in-plate.

### SIZES.

To suit opening	....	....	38 ins. wide x 51 ins. high x 16 ins. deep.
Oven	....	....	15 ins. wide x 15 1/2 ins. high x 15 ins. deep.
Hotplate	....	....	.... 35 1/2 x 12 ins. deep.
Fire	....	....	.... 14 ins. wide.



# The "Welbeck" Combination Grate



THE "WELBECK" COMBINATION GRATE, with fall bar fire, fret, two swing trivets, sectional brick back, adjustable cast-iron canopy, sectional cast-iron oven right or left hand, having removable bottomplate, dish rest, pedal opener to oven door. Hot closet over oven with cast-iron disappearing door. Packed and tiled oven door. Complete with plate shelf, tiled covings and tile surround.

**SIZES.**

To suit opening	....	....	38 ins. wide	× 48 ins. high	× 18 ins. deep.
Oven	....	....	15½ ins. wide	× 16½ ins. high	× 15 ins. deep.
Fire	....	....	....	....	14 ins. wide.

# The "Welbeck" Combination Grate



THE "WELBECK" COMBINATION GRATE, with fall bar fire, fret, two swing trivets, sectional brick back, adjustable cast-iron canopy, sectional cast-iron oven right or left hand, having removable bottomplate, dish rest, pedal opener to oven door. Hot closet over oven with cast-iron disappearing door.

**SIZES.**

To suit opening	....	....	38 ins. wide	× 38 ins. high	× 18 ins. deep.
Oven	....	....	15½ ins. wide	× 16½ ins. high	× 15 ins. deep.
Fire	....	....	....	....	14 ins. wide.


**No. 809 CHIMNEY PIECE TO SUIT ABOVE.**

Opening	38 ins. wide	× 38 ins. high.	Jambs	4 ins. wide	× 2½ ins. projection.
Lintel	....	10 ins. deep.	Shelf	56 ins. long	× 7 ins. deep.



# The "Trent" Combination Grate

Illustrating No. 809 Chimney Piece.



THE "TRENT" COMBINATION GRATE, with fall bar fire, fret, two swing trivets, sectional brick back, adjustable cast-iron canopy, sectional cast-iron oven right or left hand, and dish rest, pedal opener to oven door and hot closet over oven having folding down door.

**SIZES.**

To suit opening	....	....	38 ins. wide	×	38 ins. high	×	18 ins. deep.
Oven	....	....	16 ins. wide	×	17 ins. high	×	15 ins. deep.
Fire	....	....	....	....	....	....	14 ins. wide.

**No. 809 CAST-IRON CHIMNEY PIECE TO SUIT ABOVE.**

Opening	38 ins. wide	×	38 ins. high.	Jambs	4 ins. wide	×	2½ ins. projection.
Lintel	....	....	10 ins. deep.	Shelf	56 ins. long	×	7 ins. deep.

# The "Trent" Combination Grate

With Oven and Hot Closet Door fitted with Enamelled Iron Plates.



THE "TRENT" COMBINATION GRATE, with fall bar fire, fret, two swing trivets, sectional brick back, adjustable cast-iron canopy, sectional cast-iron oven right or left hand, and dish rest, pedal opener to oven door, hot closet over oven having folding down door. Oven and hot closet door fitted with enamelled iron plates lined off to represent tiles and with oven door packed.

**SIZES.**

To suit opening	....	....	38 ins. wide	×	38 ins. high	×	18 ins. deep.
Oven	....	....	16 ins. wide	×	17 ins. high	×	15 ins. deep.
Fire	....	....	....	....	....	....	14 ins. wide.

**No. 809 CAST-IRON CHIMNEY PIECE TO SUIT ABOVE.**

Opening	38 ins. wide	×	38 ins. high.	Jambs	4 ins. wide	×	2½ ins. projection.
Lintel	....	....	10 ins. deep.	Shelf	56 ins. long	×	7 ins. deep.



# The "Compax" Combination Interior (Patent)

The "COMPAX" as a FIREPLACE SUITE with No. 809 CHIMNEY PIECE.



THE "COMPAX" PATENT COMBINATION INTERIOR, with open and close fire, sliding fire cover, automatic swinging back plate, slow-combustion fire door, fret with hit-and-miss ventilator, ashpan, swing trivets, sheet-steel oven, hinged top plate over oven.

### SIZES.


Overall size of Interior	....	22 ins. wide	×	38 ins. high	×	15½ ins. deep.
To suit opening	....	21 ins. wide	×	38 ins. high	×	15½ ins. deep.
Oven	....	17 ins. wide	×	12 ins. high	×	13½ ins. deep.

**No. 809 CAST-IRON CHIMNEY PIECE TO SUIT ABOVE** (Scheduled).

Opening	38 ins. wide	×	38 ins. high.	Jambs	4 ins. wide	×	2½ ins. projection.
Lintel	....	10 ins. deep.	Shelf	56 ins. long	×	7 ins. deep.	

# The "Compax" Combination Interior (Patent)

The "COMPAX" as a FIREPLACE SUITE with No. 668 CHIMNEY PIECE.



THE "COMPAX" PATENT COMBINATION INTERIOR, with open and close fire, sliding fire cover, automatic swinging back plate, slow-combustion fire door, fret with hit-and-miss ventilator, ashpan, swing trivets, sheet steel oven, hinge dtop plate over oven.

### SIZES.

Overall size of Interior	....	22 ins. wide	×	38 ins. high	×	15½ ins. deep.
To suit opening	....	21 ins. wide	×	38 ins. high	×	15½ ins. deep.
Oven	....	17 ins. wide	×	12 ins. high	×	13½ ins. deep.

**No. 668 CAST-IRON CHIMNEY PIECE TO SUIT ABOVE** (Scheduled).

Opening	30 ins. wide	×	38 ins. high.	Jambs	4 ins. wide	×	2½ ins. projection.
Lintel	....	7¾ ins. deep.	Shelf	40 ins. long	×	5¼ ins. deep.	



# The "Compax" Combination Interior (Patent)

The "COMPAX" with HOT CLOSET and No. 795 CHIMNEY PIECE.



THE "COMPAX" PATENT COMBINATION INTERIOR, with open and close fire, sliding fire cover, automatic swinging back plate, slow-combustion fire door, fret with hit-and-miss ventilator ashpan, swing trivets, **sheet steel oven**, hinged top plate over oven.

Overall size of Interior .... 22 ins. wide x 38 ins. high x 15½ ins. deep.

HOT CLOSET 6 ins. or 10 ins. high formed of cast-iron front and door, having strong sheet steel bottom, sides and back.


## No. 795 CAST-IRON CHIMNEY PIECE (Scheduled).

Lintel	....	....	6 ins. deep.	Jambs, 4½ ins. x 1⅓ ins. projection.
Openings to suit 4 in. tiles at sides only	}	29 ins. wide x 38 ins. high.	Shelf, 44 ins. long x 6 ins. deep.	
		29 ins. wide x 44 ins. high.	" 44 ins. long x 6 ins. deep.	
		29 ins. wide x 48 ins. high.	" 44 ins. long x 6 ins. deep.	
Opening to suit 4 in. tiles all round, with 6 in. hotcloset	}	29 ins. wide x 47½ ins. high.	" 44 ins. long x 6 ins. deep.	
Openings to suit 6 in. tiles at sides only	}	33 ins. wide x 38 ins. high.	" 48 ins. long x 6 ins. deep.	
		33 ins. wide x 44 ins. high.	" 48 ins. long x 6 ins. deep.	
		33 ins. wide x 48 ins. high.	" 48 ins. long x 6 ins. deep.	

When ordering, kindly state clearly pattern required.

# The "Compax" Combination Interior (Patent)

The "COMPAX" with No. 829 CHIMNEY PIECE.



THE "COMPAX" PATENT COMBINATION INTERIOR, with open and close fire, sliding fire cover, automatic swinging back plate, slow-combustion fire door, fret with hit-and-miss ventilator, swing trivets, sheet steel oven, hinged top plate over oven.

## SIZES.

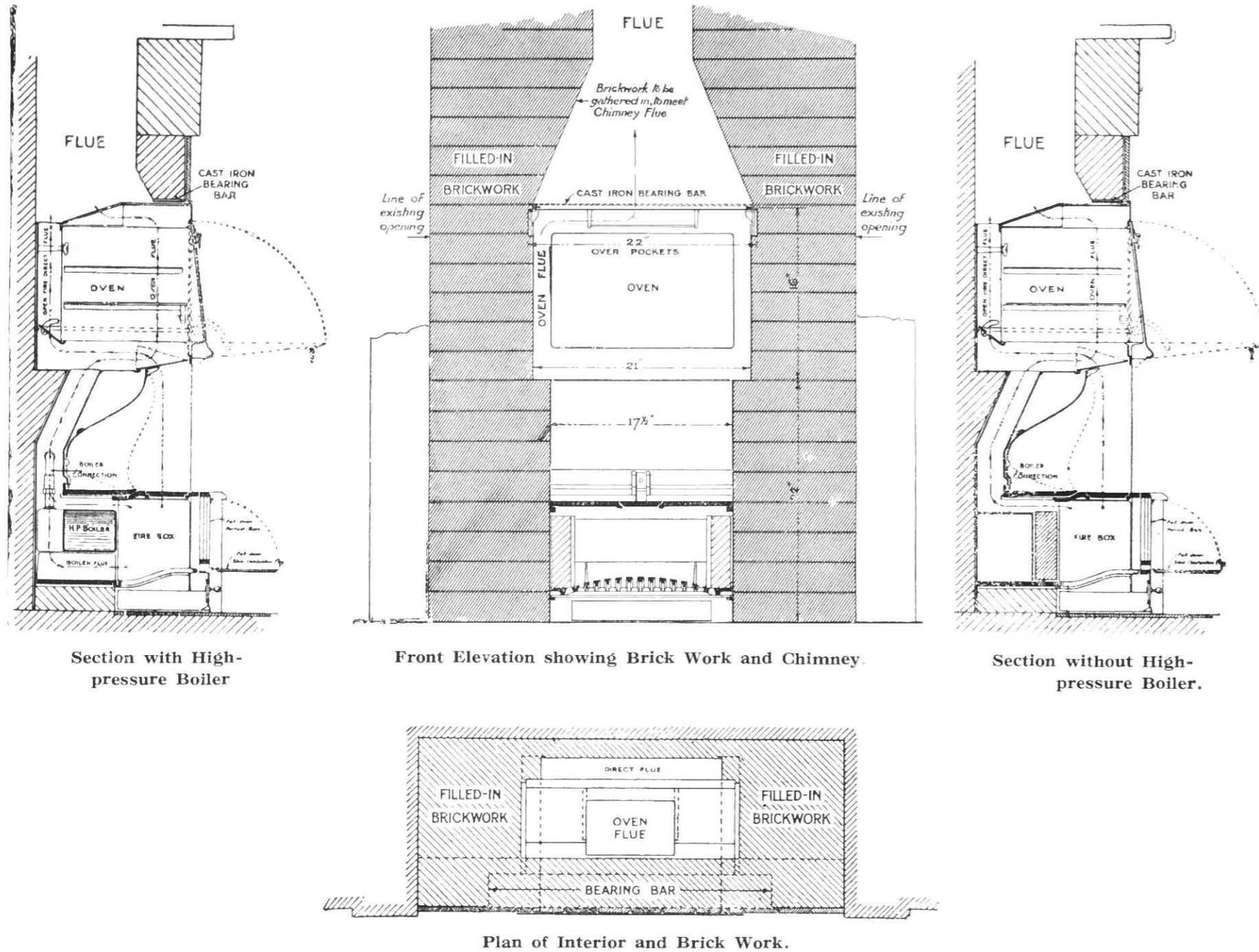
Overall size of Interior	....	22 ins. wide x 38 ins. high x 15½ ins. deep.
To suit opening	....	21 ins. wide x 38 ins. high x 15½ ins. deep.
Oven	....	17 ins. wide x 12 ins. high x 13½ ins. deep.

## No. 829 CAST-IRON CHIMNEY PIECE TO SUIT ABOVE (Scheduled).

Opening	22 ins. wide x 38 ins. high.	Jambs	5 ins. wide x 1½ ins. projection.
Lintel	....	Shelf	38 ins. long x 6½ ins. deep.
	13 ins. deep.		



# The "Compax" Combination Interior (Patent)



## BUILDING INSTRUCTIONS


THE "COMPAX" being self-setting gives no trouble in itself but care should be taken with surrounding brick work.

The Interior must be set on a level foundation and the space underneath boiler, behind ashpan, should be built-in, care being taken not to encroach on ashpan space which would prevent pan from getting properly home.

Building work must be solid all round and **gathered into throat of chimney as shown in illustratuon.**

A cast-iron bearing-bar is supplied, and this should be used when opening exceeds the height of Interior. This bearing-bar supports **brick work, which must not rest upon the hinged top-plate**, as the latter must be free to be lowered whenever access to chimney is desired.

# The "Gem" Close and Open Fire Range



**No. 203 A "GEM" RANGE**, combined close and open fire, with strong sheet-iron oven on right or left hand, bright bracket shelf with wrot-iron stay rods, slow-combustion fire, hinged fire door, draw-out shelf and flush ashpan, 2x4 in. return corners, continuous tiled covings fitted with plain enamel cream tiles with green floral panel, wrot-iron plate rack, cast-iron jamb mouldings, sheet-iron covering-in plate with sliding door. All mouldings and mountings bright.

**COVINGS, 21 and 27 ins. high, to suit openings 48 and 54 ins. high.**

**HOBBS, 27 ins. high x 16 ins. deep x 3/8 in. thick. OVEN, 16 ins. high.**

SIZES	36	38	40	42	44	46	48 ins. wide.
Ovens	18	18	18	18	18	20	20 " "
Fires	8	8	10	10	10	10	10 " "

Depth of opening necessary with Hobs, 16 ins. deep. With Block or Arch Boiler, 18 ins.



# The "Gem" Close and Open Fire Range



No. 208 "GEM" RANGE, double oven, close and open fire, strong sheet-iron ovens full depth of hobs, bright bracket shelves with wrot.-iron stay rods. "Radial" rising fire, with fall bar, lift-off bracket shelf and ashpan, open and close fire arrangement, sliding fire cover, full cast-iron covings, long rod oven dampers with inscription plates, wrot.-iron plate rack with polished front. Sheet-iron covering-in plate with sliding door. All mouldings and mountings bright.

COVINGS, 27 ins. high, to suit openings 54 ins. high.

HOBS, 27 ins. high x 18 ins. deep x  $\frac{3}{8}$  in. thick. OVEN, 17 ins. high.

<b>SIZES</b>	....	....	42	48	50	52	ins. wide.
Ovens	....	....	14 & 10	16 & 12	16 & 14	18 & 14	" "
Fires	....	....	8	10	10	10	" "
<b>SIZES</b>	....	....	54	56	58	60	ins. wide.
Ovens	....	....	18 & 16	18 & 16	18 & 18	20 & 18	" "
Fires	....	....	10	12	12	12	" "

# The "Gem" Close and Open Fire Range



No. 207 "GEM" RANGE, combined open and close fire, with strong sheet-iron oven on right or left hand, bright bracket shelf with wrot.-iron stay rods, "Radial" rising fire, with fall bar, lift-off bracket shelf and ashpan, open and close fire arrangement, sliding fire cover, full cast-iron covings, wrot.-iron plate rack, sheet-iron covering-in plate with sliding door. All mouldings and mountings bright.


COVINGS, 27 ins. high, to suit opening 54 ins. high.

HOBS, 27 ins. high x 16 ins. deep x  $\frac{3}{8}$  in. thick. OVENS, 16 ins. high.

<b>SIZES</b>	....	....	....	36	42	48	ins. wide.
Ovens	....	....	....	18	20	20	" "
Fires	....	....	....	8	10	10	" "



# The "Express" Portable Cooking Stove



THE "EXPRESS" PORTABLE COOKING STOVE, with improved open and close fire arrangement, having sliding fire cover and pull-out hood, lift-out fire front bars and fall bar, sheet-iron oven on left hand, descending flue to oven, hinged cleaning doors. Bright mounted and Blacked.

**HOTPLATE, 27 ins. high × 16½ ins. deep.**

**OVEN AND SHAM.**

<b>Sizes</b>	21	24	27	30	33	36	39	42 ins. wide.
Ovens	10	12	14	14	16	18	20	20 ins. wide.
Fires	5½	5½	5½	6½	7½	8½	8½	8½ ins. wide.


**OVEN AND SIDE BOILER.**

<b>Sizes</b>	30	33	36	39	42 ins. wide.
Ovens	12	12	14	16	16 ins. wide.
Fires	5½	5½	6½	7½	7½ ins. wide.

Oven on Right Hand, can also be supplied to 36 in. Oven and Sham Stove.

Removable Oven can be supplied to Stoves with Ovens 14, 16 and 18 ins. wide.

# The "Express" Portable Cooking Stove




THE "EXPRESS" PORTABLE COOKING STOVE, with strong sheet-iron oven on right or left hand, cast-iron casing with high pressure boiler and connections through hood or end of stove. Stove fitted with patent "Brevet" fire, consisting of hot-air chamber, with solid bottom brick, open and close fire arrangement, lift-off fire cover, and fall-down front door, oven door fitted with spring catch and bracket dish rest. Bright mounted and blacked.

**HOBBS, 27 ins. high × 20 ins. deep.**

<b>Sizes</b>	....	....	....	....	36	42 ins. wide.
Ovens	....	....	....	....	16	18 ins. wide.
Fires	....	....	....	....	8½	8½ ins. wide.



## Portable Range



(L.C.C. PATTERN).

L.C.C. PORTABLE RANGE, with open and close fire arrangement, regulating damper, fall down fire door, removable strong sheet-iron oven on right or left hand, cast-iron casing at sides and back, flue box with nozzle on top for 4½ ins. dia. smoke pipe.

**HOBBS, 30 ins. high × 16 ins. deep.**

Size	....	....	....	....	....	30 ins. wide.
Oven	....	....	....	....	....	14 ins. wide.
Fire	....	....	....	....	....	6 ins. wide.

## The "Croydon" Portable Cooking Stove



THE "CROYDON" LOW FIRE PORTABLE COOKING STOVE, with strong sheet-iron removable oven having cast-iron top and bottom, ascending flue, open fall bar fire, swing trivet to stile, ashpan, bright oven bracket shelf, flue nozzle to take 5 ins. dia. pipe. Bright mounted and blacked.

Sizes	....	....	....	....	....	30 ins. wide.
Hob	....	....	....	....	....	28 ins. high × 16 ins. deep.
Oven	....	....	....	....	....	14 ins. wide × 16 ins. high × 14½ ins. deep.
Fire	....	....	....	....	....	9 ins. wide.



# The "Dover" Independent Cooking Stoves



THE "DOVER" INDEPENDENT COOKING STOVE, with extended fire-box extended hotplate, fall-down front grate, iron fire lining, ring and plug over fire, cleaning door in front, five pot-holes, and ashpan, panel of oven door nickel-plated.

**SIZES.**

	Nos.	6	7	8	9
Hotplate—Widths	....	25½	28	30½	35 ins.
Depths	....	17	19	20½	21 "
Height overall	....	24	24	24	24 "
Ovens—Widths	....	12	14	16½	18½ "
Fires —Widths	....	6	6¼	6½	7½ "

# The "Radial Triumph" Portable Range



THE "RADIAL TRIUMPH" PORTABLE RANGE, with strong sheet-iron ovens, cast-iron casing, "Radial" rising fire with open and close fire arrangement, nozzle for flue pipe with regulating damper, dish rests to ovens, complete with ashpan. Bright mounted and blacked.

**HOBBS, 30 ins. high × 23 ins. deep.**

**DOUBLE OVEN.**


Sizes	45	48	51	54	60	ins. wide.
Ovens	14 and 12	15 and 14	17 and 16	18 and 16	20 and 18	ins. wide.
Fires	8	8	8	9	11	ins. wide.

**OVEN AND SHAM OR OVEN AND SIDE BOILER.**

Sizes	....	....	....	....	42	48	ins. wide.
Ovens	....	....	....	....	18	22	ins. wide.
Fires	....	....	....	....	8	8	ins. wide.



# The "Falco" Boiler



No. 1 Size.

**No. 1 "FALCO" BOILER**, suitable for house with one bath. Has a maximum of three baths per hour, each of 20 gallons capacity. A towel rail or a small radiator can also be heated if required. Fitted with one 1¼ in. flow and return only.

Flue nozzle with control damper having outlet for 4 in. pipe. Hob ground on top and front moulding polished. Boiler fitted with scouring tap, mounted on base complete with legs as shown.

**SIZE OVERALL.**

24⅜ ins. high × 14 ins. wide × 20 ins. deep.  
Floor to centre of flow, 21½ ins.; Return, 11¼ ins.

For a 25-30 Gallon Storage.

**No. 2 "FALCO" BOILER**, has a maximum output of four baths per hour, each of 25 gallons capacity, and in addition 60 sq. ft. of radiation can be used.

Flue nozzle with control damper having outlet for 4½ in. pipe. Hob ground on top and front moulding polished. Shaking bottom grate. Boiler fitted with scouring tap, mounted on base complete with legs as shown.

**SIZE OVERALL.**

24 ins. high × 19½ ins. wide × 25 ins. deep.  
Floor to centre of flow, 20½ ins.; Return, 7¾ ins.

For a 40-50 Gallon Storage.



No. 2 Size.

# The "Falco" Boiler



No. 3 Size.

**No. 3 "FALCO" BOILER**, suitable for a house with two baths. Has a maximum output of five baths per hour, each of 25 gallons capacity, and in addition 80 sq. ft. of radiation. Flue nozzle with control damper having outlet for 4½ in. pipe. Hob ground on top and front moulding polished. Shaking bottom grate. Boiler fitted with scouring tap, mounted on base complete with legs as shown.

**SIZE OVERALL.**

28½ ins. high × 20⅝ ins. wide × 26 ins. deep.  
Floor to centre of flow, 24⅝ ins.; Return, 7¾ ins.

For a 50-60 Gallon Storage.


**No. 4 "FALCO" BOILER**, with specially designed wrought-welded boiler, bored and tapped for flow and return connections, and fitted with two 1½ in. cleaning plugs. Cast-iron hotplate, front and base, 5 in. flue nozzle fitted with pull-out damper. Hotplate with removable cup and filling-in plates. Double doors to fire, removable front bars, shaking bottom grate, trivet in front of fire, with ashes shoot. Strong sheet-iron ashpan. Boiler can be bored and tapped for 1 in., 1¼ in., or 1½ in. connections.

**NOTE.**—This Boiler cannot be supplied in Cast Iron.

**SIZE OVERALL.**

27¾ ins. high × 19½ ins. wide × 25⅜ ins. deep.  
Floor to centre of Flow, 23⅝ ins. Return 3¾ ins.

For a 45-55 Gallon Storage.




No. 4 Size.



# The "Smoothtop" Gas Range

(Patented and Registered)



No. 1

No. 1 "SMOOTHTOP" GAS RANGE, for the small kitchen, having duplex oven, hotplate fitted with two quick service and one junior burner.


### DIMENSIONS.

	Width.	Depth.	Height.
Hotplate—			
With extension shelves	34 $\frac{3}{4}$	19	38 $\frac{1}{2}$ "
Without extension shelves	24 $\frac{1}{4}$	19	38 $\frac{1}{2}$ ins.
Combined oven and grill	18 $\frac{1}{2}$	14 $\frac{1}{2}$	12 $\frac{1}{2}$ "
High shelf	22 $\frac{1}{4}$	9 $\frac{1}{2}$	14 "
Overall height		56 $\frac{1}{2}$ ins.	
Overall depth		22 "	
Height of back skirting		18 "	
Height to plate shelf		52 $\frac{1}{2}$ "	
Length of legs		10 "	
Flue connection		5×3 "	

No. 2 "SMOOTHTOP" GAS RANGE, which will meet the requirements of the average family, hotplate fitted with three quick service and one junior burner.

### DIMENSIONS.


	Width.	Depth.	Height.
Hotplate—			
With extension shelves	40 $\frac{1}{2}$	21 $\frac{1}{2}$	38 $\frac{1}{2}$ "
Without extension shelves	30	21 $\frac{1}{2}$	38 $\frac{1}{2}$ ins.
Oven	14	17 $\frac{1}{2}$	12 $\frac{1}{2}$ "
Grill	9 $\frac{1}{2}$	17 $\frac{1}{2}$	8 $\frac{1}{2}$ "
High shelf	27 $\frac{1}{2}$	9 $\frac{1}{2}$	14 "
Overall height		56 $\frac{1}{2}$ ins.	
Overall depth		24 $\frac{1}{2}$ "	
Height of back skirting		18 "	
Height to plate shelf		52 $\frac{1}{2}$ "	
Length of legs		13 "	
Flue connection		6×3 "	



No. 2

# The "Smoothtop" Gas Range

(Patented and Registered)



No. 2 A

No. 2 A "SMOOTHTOP" GAS RANGE, with large oven and combined oven and grill, hotplate fitted with three quick service and one junior burner.

### DIMENSIONS.

	Width.	Depth.	Height.
Hotplate—			
With extension shelves	46	21 $\frac{1}{2}$	38 $\frac{1}{2}$ "
Without extension shelves	35 $\frac{1}{2}$	21 $\frac{1}{2}$	38 $\frac{1}{2}$ ins.
Oven	18 $\frac{1}{4}$	17 $\frac{1}{2}$	14 "
Combined oven and grill	9 $\frac{1}{2}$	17 $\frac{1}{2}$	10 "
High shelf	33	9 $\frac{1}{2}$	14 "
Overall height		56 $\frac{1}{2}$ ins.	
Overall depth		24 $\frac{1}{2}$ "	
Height of back skirting		18 "	
Height to plate shelf		52 $\frac{1}{2}$ "	
Length of legs		11 "	
Flue connection		6 $\frac{1}{2}$ ×3 "	

No. 3 "SMOOTHTOP" GAS RANGE, which will meet the requirements of a large family, fitted with large oven and duplex oven, hotplate fitted with four quick service and two junior burners.

### DIMENSIONS.


	Width.	Depth.	Height.
Hotplate—			
With extension shelves	51 $\frac{1}{4}$	22 $\frac{1}{4}$	38 $\frac{1}{2}$ "
Without extension shelves	40 $\frac{3}{4}$	22 $\frac{1}{4}$	38 $\frac{1}{2}$ ins.
Combined oven and grill	14	17 $\frac{1}{2}$	12 $\frac{1}{2}$ "
Large oven	18	17 $\frac{1}{2}$	12 $\frac{1}{2}$ "
High shelf	38 $\frac{1}{4}$	9 $\frac{1}{2}$	14 "
Overall height		56 $\frac{1}{2}$ ins.	
Overall depth		25 $\frac{1}{4}$ "	
Height of back skirting		18 "	
Height to plate shelf		52 $\frac{1}{2}$ "	
Length of legs		10 "	
Flue connection		7 $\frac{3}{4}$ ×3 "	



No. 3



# Interior with Hot Closet




**No. 1374/255** INTERIOR, with adjustable brass or copper canopy, sectional brick back, "Eclipse" fall bar fire, with two adjustable swing trivets and sliding draught regulator, prepared for wrought welded high pressure boiler, screwed for connections, cast-iron self-contained boiler flue, long rod top damper, complete with No. 1565 hot closet.

Size of Interior with hot closet	....	20 ins. wide	× 44 ins. high.
Fire	....	16 ins. wide.	
Size of hot closet	....	6 ins. high	× 17 ins. deep.

Hot Closet can also be supplied to Interiors fitted with "Cosy," "Vulcan," "Douglas," "Carlton," and "Edna" Fires.

For Alternative Canopies and Fires, see pages 42 to 47.

# "Hot-Closette" Interior



No. 1437

Sizes	....	20	22 ins. wide.
Height	....	38	38 ins.
Fires	....	16	18 ins. wide.

Hot Closet, Inside Sizes.

16 ins. Fire	15 × 12½ × 8½ ins. high.
18 ins. Fire	17 × 12½ × 8½ ins. high.

**No. 1437** "HOT-CLOSETTE" INTERIOR, sheet-iron hot closet with removable shelf, cast-iron frame and fall down canopy door, "Eclipse" fall bar fire with swing trivets, sliding draught regulator, cleaning door in front for clearing soot from closet top, sectional brick back in cast-iron frame.



No. 1437



# The "M" Patent H.P. Boiler

The complete equipment consists of H.P. Boiler with back and side cast-iron casing, etc., and is so designed that the Boiler gets the maximum amount of heat from fire. It is self-setting and requires no elaborate building up of flues.

Saves brick work and ensures an abundant supply of hot water.




Illustration showing Boiler fitted to Interior.


No. 1245 INTERIOR, with adjustable canopy, "Solar" fall bar fire, with swing trivets, black knob to fret, sectional bricks, cast-iron independent flue and barffed cast-iron high pressure boiler.

Size of Interior	....	....	....	20 ins. wide	×	38 ins. high.
Fire	....	....	....	....	....	16 ins. wide.

The "M" patent independent flue and H.P. boiler can be supplied to other pattern Grates and Interiors with 16 in. fire, with ordinary sectional brick back.

For Alternative Canopies and Fires, see pages 42 to 47.

# Interior with H.P. Boiler



No. 1554/135 INTERIOR, with cast-iron adjustable canopy, sectional bricks, "Vulcan" fire, with sliding draught regulator, No. 2 self-contained cast-iron back and boiler flue, prepared for high pressure boiler.


Size	....	....	....	20 ins. wide.
Height	....	....	....	38 ins.
Fire	....	....	....	16 ins. wide.

ILLUSTRATION showing self-setting and contained back and boiler flue, etc.

Minimum Depth of Opening required.

For Interiors	....	....	14 ins.
For Tile Mantel with Tiles	}	....	16 <sup>1</sup> / <sub>4</sub> ..
on Splay			
For Tile Registers	....	....	17 <sup>1</sup> / <sub>2</sub> ..


No. 2 Back Metal can be supplied to other pattern Grates and Interiors with 16 in. fire.



For Alternative Canopies and Fires, see pages 42 to 47.



# Interiors




No. 1272/230

No. 1273/232 INTERIOR, with adjustable brass or copper dome canopy with fitted centre ornament and bead, sectional brick back, "Douglas" fire, with sliding draught regulator, No. 49 trivet hob with No. 2 brass or copper pierced frieze.

Sizes	....	20	22	ins. wide.
Height	....	38	38	ins.
Fires	....	16	18	ins. wide.

No. 1272/230 INTERIOR, with adjustable brass or copper dome canopy with fitted centre and bead ornaments, sectional brick back, "Vulcan" fire, with sliding draught regulator, No. 44 trivet hob with No. 1 brass or copper pierced frieze.


Sizes	....	20	22	ins. wide.
Height	....	38	38	ins.
Fires	....	16	18	ins. wide.



No. 1273/232

For Alternative Canopies and Fires, see page 42 to 47.

# Interiors




No. 1497/210

No. 1497/210 INTERIOR, with brass or copper ornamental moulding fitted on front, brass or copper adjustable canopy, "Regent" solid brick back, vent damper and "Carlton" fire, with sliding draught regulator. Fire-parts best egg shell black.

Sizes	....	20	22	ins. wide.
Height	....	38	38	ins.
Fires	....	16	18	ins. wide.

No. 1264/240 INTERIOR, with adjustable brass or copper dome canopy, with fitted centre ornament and bead, W/S solid brick body, vent damper, "Douglas" fire, with sliding draught regulator.

Sizes	....	20	22	ins. wide.
Height	....	38	38	ins.
Fires	....	16	18	ins. wide.




No. 1264/240

For Alternative Canopies and Fires, see pages 42 to 47.



# Interiors



No. 1084/208

No. 1084/208 INTERIOR, with adjustable brass or copper canopy, sectional brick back, "Vulcan" fire, with sliding draught regulator and No. 43 trivet hob.

Sizes	....	20	22	ins. wide.
Height	....	38	38	ins.
Fires	....	16	18	ins. wide.




No. 1268/227

No. 1268/227 INTERIOR, with adjustable brass or copper dome canopy with berry moulding, solid brick back, "Parade" fire, with sliding draught regulator and No. 43 trivet hob.

Sizes	....	20	22	ins. wide.
Height	....	38	38	ins.
Fires	....	16	18	ins. wide.

For Alternative Canopies and Fires, see pages 42 to 47.

# Interiors




No. 1269/184

No. 1269/184 INTERIOR, with adjustable brass or copper dome canopy, with fitted centre ornament and bead, sectional brick back, "Hallam" fire, with brass or copper knobs and with sliding draught regulator.

Sizes	....	20	22	ins. wide.
Height	....	38	38	ins.
Fires	....	16	18	ins. wide.

No. 1455/254 INTERIOR, with brass or copper Adjustable canopy, "Regent" solid brick back, vent damper and "Carlton" Fire, with sliding draught regulator.

Sizes	....	20	22	ins. wide.
Height	....	38	38	ins.
Fires	....	16	18	ins. wide.




No. 1455/254

For Alternative Canopies and Fires, see pages 42 to 47.



# Interiors




No. 1208/216

No. 1208/216 INTERIOR, with cast-iron adjustable canopy, sectional brick back, "Cosy" fire, with sliding draught regulator and adjustable swing trivet.

Sizes	....	20	22	ins. wide.
Height	....	38	38	ins.
Fires	....	16	18	ins. wide.

No. 1452/255 INTERIOR, with brass or copper adjustable canopy, sectional brick back and "Cosy" fire, with sliding draught regulator.


Sizes	....	20	22	ins. wide.
Height	....	38	38	ins.
Fires	....	16	18	ins. wide.



No. 1452/255

For Alternative Canopies and Fires, see pages 42 to 47.

# Interiors




No. 1227/234

No. 1227/234 INTERIOR, with brass or copper adjustable canopy, with O.G. fitted bead, "Regent" solid brick back, with vent damper, "Beacon" fire, with solid front plate and with sliding draught regulator.

Sizes	....	20	22	ins. wide.
Height	....	38	38	ins.
Fires	....	16	18	ins. wide.

No. 1436/236 INTERIOR, with brass or copper adjustable canopy, "Hecla" solid brick back, with vent damper and "Hecla" fire, with sliding draught regulator.

Sizes	....	20	22	ins. wide.
Height	....	38	38	ins.
Fires	....	16	18	ins. wide.




No. 1436/236

For Alternative Canopies and Fires, see pages 42 to 47.



# Interiors




No. 1019/163

No. 1019/163 INTERIOR, with polished brass or copper adjustable canopy, sectional brick back, "Edna" fall bar fire with brass or copper knobs and slow-combustion fret.

Sizes .... 20 22 ins. wide.  
 Height .... 38 38 ins.  
 Fires .... 16 18 ins. wide.

No. 1274/238 INTERIOR, with hammered adjustable brass or copper canopy, sectional Brick Back, "Vulcan" fire, with sliding draught regulator.

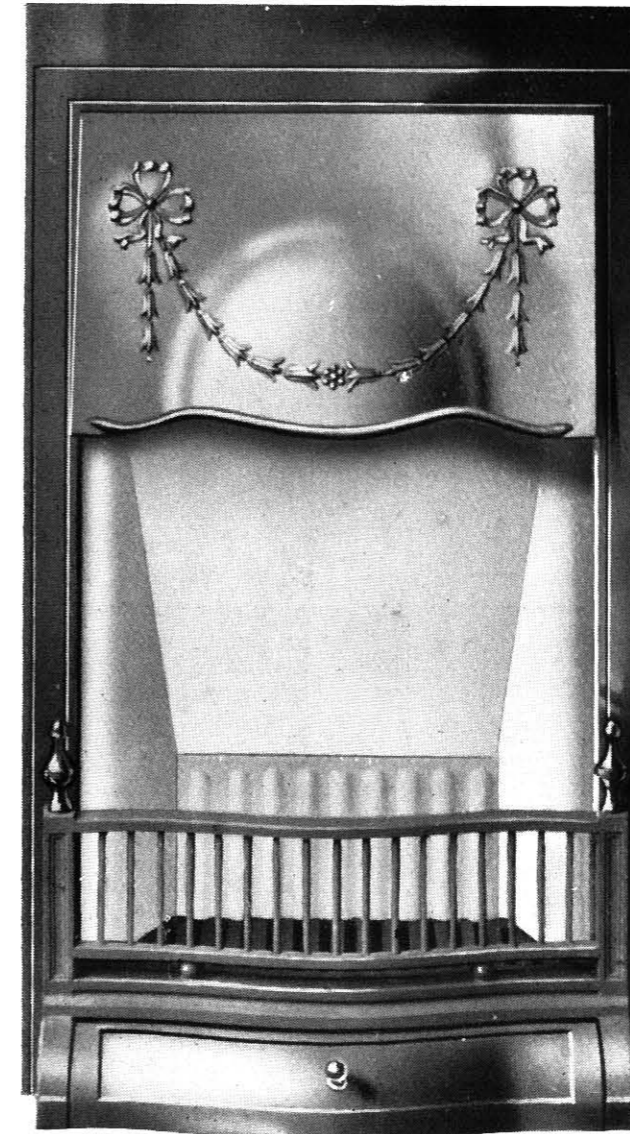
Sizes .... 20 22 ins. wide.  
 Height .... 38 38 ins.  
 Fires .... 16 18 ins. wide.



No. 1274/238

For Alternative Canopies and Fires, see pages 42 to 47.

# Interiors




No. 1275/89

No. 1275/89 INTERIOR, with polished brass or copper adjustable canopy, sectional brick back, steel spindle bars, with brass or copper knobs and slow-combustion fret.

Sizes .... 20 22 ins. wide.  
 Height .... 38 38 ins.  
 Fires .... 16 18 ins. wide.

No. 917/134 INTERIOR, with adjustable brass or copper canopy, sectional brick back, "Alpha" fire, with sliding draught regulator and No. 35 trivet hob.

Sizes .... 20 22 ins. wide.  
 Height .... 38 38 ins.  
 Fires .... 16 18 ins. wide.

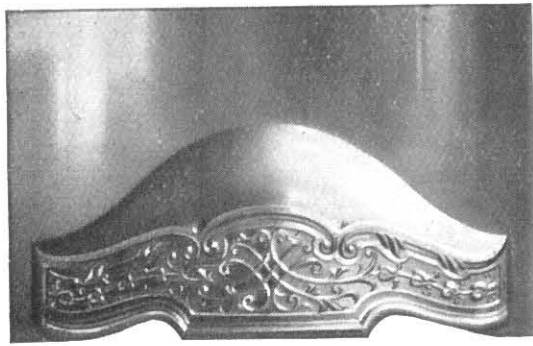


No. 917/134


For Alternative Canopies and Fires, see pages 42 to 47.




# Alternative Brass or Copper Canopies




No. 142



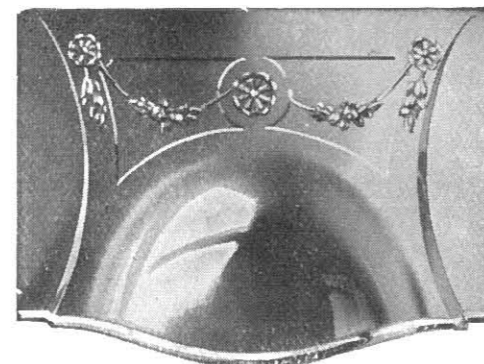
No. 216




No. 210



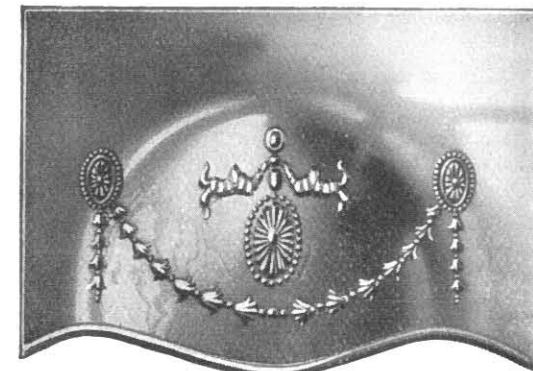
No. 159



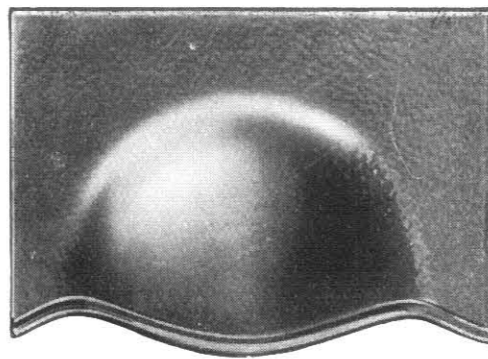
No. 207



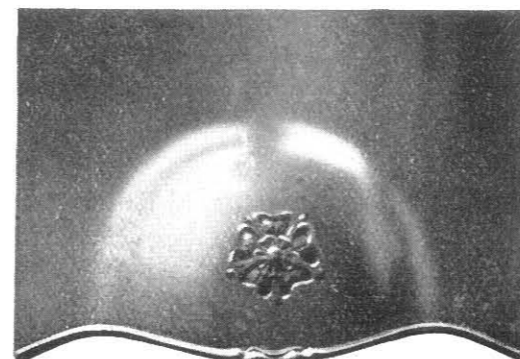
No. 209



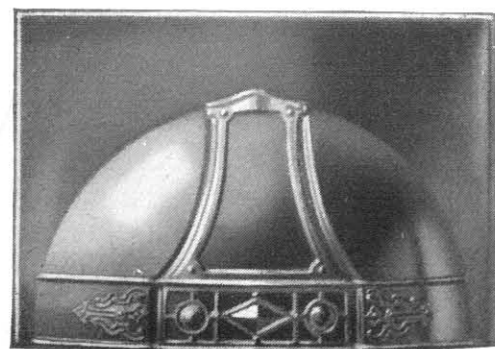
No. 112




No. 238




No. 165



No. 255




No. 254

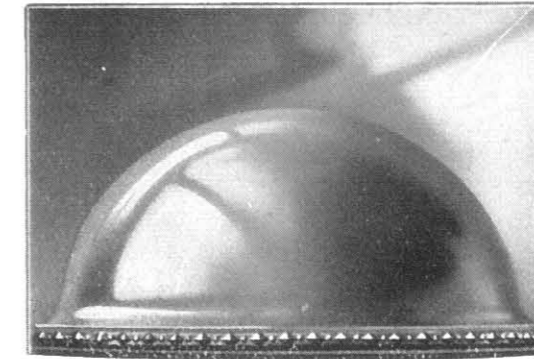


No. 253

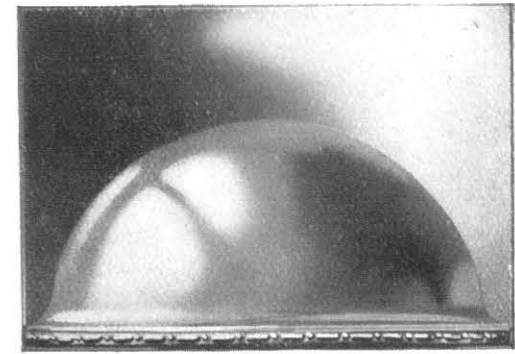
# Alternative Brass or Copper Canopies



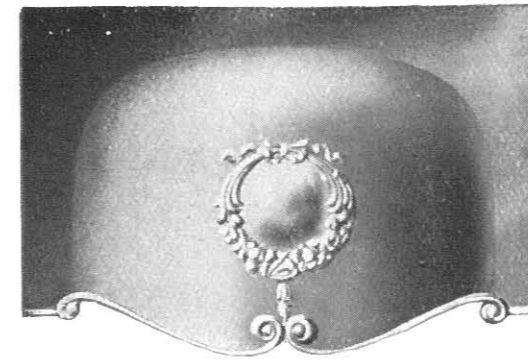
No. 160




No. 236




No. 237




No. 124




No. 143




No. 197



No. 139




No. 158



No. 163



No. 208



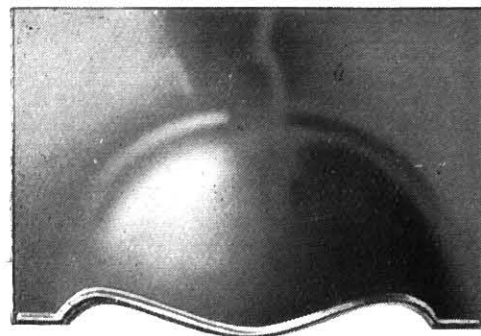
No. 185




No. 188



# Alternative Cast-Iron Canopies




No. 181




No. 217



No. 113




No. 206




No. 130



No. 205




No. 175



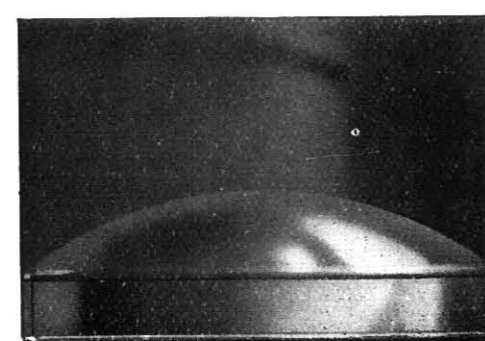
No. 178




No. 111



No. 105




No. 176




No. 135



No. 215



No. 190



No. 123

# "Cosy" Adaptable Barless Fires




No. 7 "COSY" FIRE to suit fires in sizes 14 ins., 16 ins., 18 ins., 20 ins. wide.

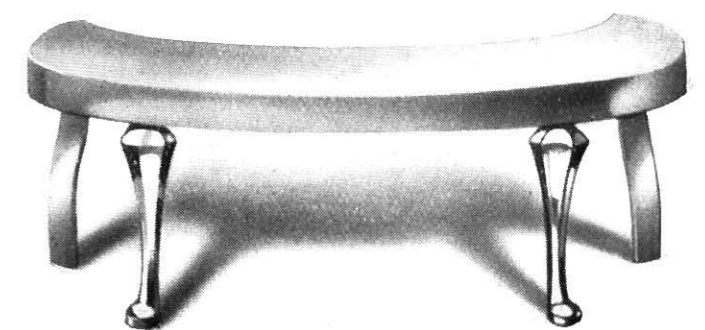


Patent Detachable Swinging Trivet.

The simple contrivance of a swinging trivet, which is easily and quickly adjusted to the fire when its services are required, will readily recommend itself. There is the special advantage in this case of being able to slide the trivet to any part of the front bar, also there is no unsightly permanent fixture on the fire for receiving the trivet.



No. 11 "COSY" FIRE, with stool bottomgrate to suit fires in sizes 14 ins., 16 ins., 18 ins., 20 ins. wide.




No. 33 "COSY" TRIVET HOB to suit "Cosy" fires in sizes 14 ins., 16 ins., 18 ins., 20 ins. wide.




# Alternative Fires


16 and 18 in., for Register Grates and Interiors




No. 315




No. 409




No. 476




No. 814




No. 387



"EDNA"




"ECLIPSE"




"SOLAR"

# Alternative Fires


16 and 18 in., for Register Grates and Interiors




"VULCAN"



"HALLAM"




"DOUGLAS"




"ALPHA"




"BEACON"




"RUTHVEN"



"LORNE"



"CRESCENT"




"CARLTON"

Note.—"CRESCENT", Fire can only be supplied in Rustless Steel.



# Dwarf Interiors




No. 1278/239

No. 1278/239 DWARF INTERIOR, with brass or copper adjustable canopy, with fitted reed and ribbon moulding and centre ornament, sectional brick back, "Vulcan" fire, with sliding draught regulator and No. 46 trivet hob, with No. 3 pierced brass or copper frieze.

Sizes	....	20	22	ins. wide.
Height	....	30	30	ins.
Fires	....	16	18	ins. wide.

No. 1034/193 DWARF INTERIOR, with polished brass or copper adjustable canopy, sectional brick back, "Douglas" fire, with sliding draught regulator.


Sizes	....	20	22	ins. wide.
Height	....	30	30	ins.
Fires	....	16	18	ins. wide.



No. 1034/193

For Alternative Fires and Canopies, see pages 45 to 47, 55.

# Dwarf Interiors




No. 939/144

No. 939/144 DWARF INTERIOR, with polished brass or copper adjustable Canopy, Sectional Brick Back, "Vulcan" fire, with sliding draught regulator.

Sizes	....	20	22	ins. wide.
Height	....	30	30	ins.
Fires	....	16	18	ins. wide.

No. 1277/221 DWARF INTERIOR, with cast-iron adjustable canopy, sectional brick back, "Vulcan" fire, with sliding draught regulator.

Sizes	18	20	22	ins. wide.
Height	30	30	30	ins.
Fires	14	16	18	ins. wide.




No. 1277/221

For Alternative Fires and Canopies, see pages 45 to 47, 55.



# Dwarf Interiors




No. 1276/194

No. 1276/194 DWARF INTERIOR, with polished brass or copper adjustable canopy, sectional brick back, "Edna" fall bar fire, with brass or copper ball knobs and slow-combustion fret.

Sizes	....	20	22	ins. wide.
Height	....	30	30	ins.
Fires	....	16	18	ins. wide.

No. 1377/242 DWARF INTERIOR, with cast-iron adjustable canopy, W/S solid brick back, vent damper and "Vulcan" fire, with sliding draught regulator.




No. 1377/242

Sizes	18	20	22	ins. wide.
Height	30	30	30	ins.
Fires	14	16	18	ins. wide.

For Alternative Fires and Canopies, see pages 45 to 47, 55.

# Dwarf Interiors




No. 1375/244

No. 1375/244 DWARF INTERIOR, with cast-iron adjustable canopy, sectional brick back and "Douglas" fire, with sliding draught regulator.

Sizes	18	20	22	ins. wide.
Height	30	30	30	ins.
Fires	14	16	18	ins. wide.

No. 1271/220 DWARF INTERIOR, with adjustable canopy, sectional brick back, "Douglas" fire, with sliding draught regulator.




No. 1271/220

Sizes	18	20	22	ins. wide.
Height	30	30	30	ins.
Fires	14	16	18	ins. wide.

For Alternative Fires and Canopies, see pages 45 to 47, 55.



# Dwarf Interiors




No. 1032

No. 1032 DWARF INTERIOR, with W/S solid brick back and vent damper, "Douglas" fire, with sliding draught regulator and loose stool bottomgrate.

Sizes	18	20	22 ins. wide.
Height	30	30	30 ins.
Fires	14	16	18 ins. wide.

No. 1385 DWARF INTERIOR, with "Regent" solid brick back, vent damper and "Douglas" fire, with sliding draught regulator.



No. 1385

Sizes	18	20	22 ins. wide.
Height	30	30	30 ins.
Fires	14	16	18 ins. wide.

For Alternative Fires, see pages 45 to 47.

# Dwarf Interiors



No. 1472

No. 1472 DWARF INTERIOR, with "Parade" solid brick back and "Parade" fire, with sliding draught regulator.

Sizes	18	20	22 ins. wide.
Height	27 $\frac{1}{4}$	27 $\frac{1}{4}$	27 $\frac{1}{4}$ ins.
Fires	14	16	18 ins. wide.

No. 1501 DWARF INTERIOR, with W/S solid brick back, vent damper, "Vulcan" fire, with sliding draught regulator.




No. 1501

Sizes	22	24 ins. wide.
Height	30	30 ins.
Fires	16	18 ins. wide.

For Alternative Fires, see pages 45 to 47.




# Dwarf Interiors



No. 574/235

No. 574/235 DWARF INTERIOR, with adjustable canopy, sectional brick back, lift-off steel spindle bars and slow-combustion fret.


Size .... 18 ins. wide.  
 Height .... 30 ins.  
 Fire .... 14 ins. wide.



No. 982

No. 982 DWARF INTERIOR, with cast-in canopy, N/C solid brick back, "Alpha" fire, with sliding draught regulator and No. 35 trivet hob.

Size 18 ins. wide.  
 Height 30 ins.  
 Fire 14 ins. wide.



No. 974/235


No. 974/235 DWARF INTERIOR, with adjustable canopy, sectional brick back, "Vulcan" fire, with sliding draught regulator.

Size .... 18 ins. wide.  
 Height .... 30 ins.  
 Fire .... 14 ins. wide.


For Alternative Fires and Canopies, see pages 45 to 47, 55.

# Alternative Canopies


## Alternative Cast-iron Canopies for Dwarf Interiors




No. 95



No. 170




No. 120




No. 118




No. 202




No. 219



No. 221

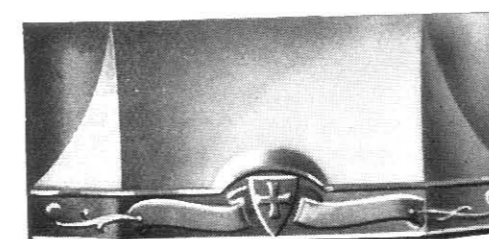


No. 201

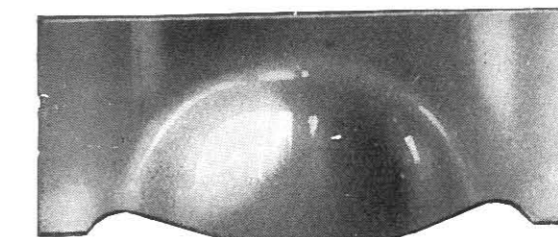


No. 220


## Alternative Brass or Copper Canopies for Dwarf Interiors




No. 193



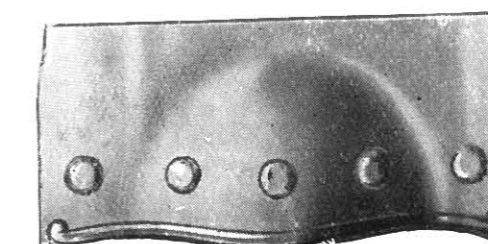
No. 136



No. 196



No. 116




No. 106



No. 144



# Rustless Steel Interior




**No. 1432/A RUSTLESS STEEL INTERIOR GRATE**, outer band having fitted O.G. bead to inner and outer edges, coves with fitted berry bead forming panel. Interior with engraved ornament in lintel and berry bead on inner and outer edges. **“Regent”** solid brick back, vent damper, **“Douglas”** fire with sliding draught regulator and No. 37 trivet hob with plain frieze having fitted-on berry bead. Fireparts and trivet hob armour bright.

<b>Interior—Sizes</b>	20	22	22	24 ins. wide.
Height	38	38	38	38 ins.
Fires	16	16	18	18 ins. wide.

**Surround—Sizes** .... 48 ins. wide × 42 ins. high.

# Rustless Steel Interiors




No. 1199

**No. 1199 RUSTLESS STEEL INTERIOR**, with Berry Bead fitted-on Outer Edge, Fixed Hood Canopy, W/S Solid Brick Back, Vent Damper, **“Alpha”** Fire, with Sliding Draught Regulator, and No. 35 Trivet Hob. Fireparts Armour Bright.

<b>Sizes</b> ....	22	24	ins. wide.
Height ....	30	30	ins.
Fires ....	16	18	ins. wide.

**No. 1495 RUSTLESS STEEL INTERIOR**, with fitted Berry Bead on Outer Edge and Half Round Bead on Inner Edge, Engraved **“Adam”** Ornament in Lintel, **“Regent”** Solid Brick Back, Vent Damper and **“Lorne”** Fire, with Sliding Draught Regulator. Fireparts Armour Bright.


<b>Sizes</b> ....	22	24	ins. wide.
Height ....	30	30	ins.
Fires ....	16	18	ins. wide



No. 1495



# Rustless Steel Interiors




No. 1445

**No. 1445** RUSTLESS STEEL INTERIOR, with Flat Band and Embossed Tudor Ornaments, "Regent" Solid Brick Back, Vent Damper and "Douglas" Fire, with Sliding Draught Regulator. Fireparts Armour Bright.

<b>Sizes</b>	....	22	24	ins. wide.
<b>Height</b>	....	30	30	ins.
<b>Fires</b>	....	16	18	ins. wide.


**No. 1442** RUSTLESS STEEL INTERIOR, with "Adam" design, Chased and Repoussé Pateras and Chased Drops, fitted O.G. and Flat Mouldings, "Melrose" Solid Brick Back, Vent Damper and "Lorne" Fire, with Sliding Draught Regulator. Fireparts Armour Bright.

<b>Sizes</b>	18	20	22	ins. wide.
<b>Height</b>	30	30	30	ins.
<b>Fires</b>	14	16	18	ins. wide.



No. 1442

# Rustless Steel Interiors



No. 1418

**No. 1418** RUSTLESS STEEL INTERIOR, and fitted with Ornamental Moulding "Regent" Solid Brick Back, Vent Damper and "Douglas" Fire, with Sliding Draught Regulator. Fireparts Armour Bright.

<b>Sizes</b>	18	20	22	ins. wide.
<b>Height</b>	27 $\frac{1}{4}$	27 $\frac{1}{4}$	27 $\frac{1}{4}$	ins.
<b>Fires</b>	14	16	18	ins. wide.

**No. 1413A/248** RUSTLESS STEEL INTERIOR, with O.G. Moulding fitted to Front, Adjustable Canopy, W/S Solid Brick Back, Vent Damper and "Vulcan" Barless Fire, with Sliding Draught Regulator. Fireparts Armour Bright.


<b>Sizes</b>	20	22	22	24	ins. wide.
<b>Height</b>	30	30	30	30	ins.
<b>Fires</b>	16	16	18	18	ins. wide.



No 1413A/248




# Hob Tile Register Grate



**No. 438** HOB TILE REGISTER GRATE, with adjustable cast-iron canopy, fall bar fire, having removable bottomgrate, slow-combustion fret with sliding draught regulator, ashpan, fire lined with fire clay brick at back and sides, cast-iron covering-in plate, back and side covings, and front of hobs prepared for tiles.

<b>Sizes</b>	....	36 × 36	38 × 38	40 × 40	ins.
Fires	....	14	14	14	ins. wide.

# Hob Tile Register Grates



No. 419

**No. 419** HOB TILE REGISTER GRATE, with cast-iron adjustable canopy, sectional brick back, barless fire with sliding draught regulator, prepared for tiles.


<b>Sizes</b>	36 × 36	36 × 38	ins. high.
Fires	16	16	ins. wide.

<b>Sizes</b>	....	38 × 38	ins. high.
Fires	....	16	ins. wide.

**No. 420T** HOB TILE REGISTER GRATE, with cast-iron adjustable canopy, sectional brick back, steel spindle bars, hook-on trivet and slow-combustion fret with sliding draught regulator, prepared for tiles.

<b>Sizes</b>	36 × 36	36 × 38	ins. high.
Fires	16	16	ins. wide.

<b>Sizes</b>	....	38 × 38	ins. high.
Fires	....	16	ins. wide.



No. 420 T

For Alternative Canopies, see pages 42 to 44.



# Tile Register Grates



No. 430/62

No. 430/62 TILE REGISTER GRATE, with cast-iron adjustable canopy, sectional brick back, "Cosy" fire, with sliding draught regulator, prepared for tiles.


Sizes 34 36×36 ins. high.  
Fires 16 16or18 ins. wide.

Sizes 36 38×38 ins. high.  
Fires 16 or 18 ins. wide.

No. 437 TILE REGISTER GRATE, with cast-iron adjustable canopy, sectional brick back, "Cosy" fire, with sliding draught regulator, prepared for tiles.

Sizes 30 32 34×36 ins. high.  
Fires 14 ins. wide.

Sizes 30 32 34×38 ins. high.  
Fires 14 ins. wide.



No. 437

For Alternative Canopies and Fires, see pages 42 to 47.

# Tile Register Grates



No. 431/227

No. 431/227 TILE REGISTER GRATE, with brass or copper adjustable canopy, sectional brick back, "Eclipse" fall bar fire, with two adjustable swing trivets and fret with sliding draught regulator, prepared for tiles.

Sizes .... 36×36 ins. high.  
Fires .... 16 ins. wide.

Sizes 36 38×38 ins. high.  
Fires 16 ins. wide.

No. 427/190 TILE REGISTER GRATE, with cast-iron adjustable canopy, "Parade" fire, with sliding draught regulator, "Parade" solid brick back and No. 43 trivet hob, prepared for tiles.

Sizes .... 36×36 ins. high.  
Fires .... 16 or 18 ins. wide.

Sizes 36 38×38 ins. high.  
Fires 16 or 18 ins. wide.




No. 427/190

For Alternative Canopies and Fires, see pages 42 to 47.



# Tile Register Grates



No. 417/190

No. 417/190 TILE REGISTER GRATE, with brass or copper adjustable canopy and knobs, N/C solid brick back to floor, "Hallam" fire, with sliding draught regulator, and Removable stool bottomgrate prepared for tiles.


Sizes 34 36×36 ins. high.  
Fires 16 16 or 18 ins. wide.

Sizes 36 38×38 ins. high.  
Fires 16 or 18 ins. wide.

No. 428 TILE REGISTER GRATE, with cast-iron adjustable canopy, sectional brick back, "Beacon" fire, with sliding draught regulator, prepared for tiles.

Sizes ... 36×36 ins. high.  
Fires ... 16 ins. wide.

Sizes 36 38×38 ins. high.  
Fires 16 ins. wide.



No. 428

For Alternative Canopies and Fires, see pages 42 to 47.

# Tile Register Grates



No. 436/123

No. 436/123 TILE REGISTER GRATE, with cast-iron adjustable canopy, chair brick back and "Cosy" fire, with fret having sliding draught regulator, prepared for tiles.


Sizes ... 36×36 ins. high.  
Fires ... 16 or 18 ins. wide.

Sizes 36 38×38 ins. high.  
Fires 16 or 18 ins. wide.

No. 408 TILE REGISTER GRATE, with black adjustable canopy, sectional brick back, "Alpha" fire with sliding draught regulator, prepared for tiles.

Sizes 34 36×36 36×38 ins. high.  
Fires 16 16 or 18 ins. wide.

Sizes 38×38 40×40 ins. high.  
Fires 16 or 18 16 ins. wide.




No. 408

For Alternative Canopies and Fires, see pages 42 to 47.



# Tile Register Grates



No. 391/129

**No. 391/129** TILE REGISTER GRATE, with cast-iron adjustable canopy, small brick in back, lift-off steel spindle bars and slow-combustion fret, prepared for tiles.

**Sizes** .... 36×36 ins. high.  
**Fires** .... 16 or 18 ins. wide.

**Sizes** 36 38×38 ins. high.  
**Fires** 16 or 18 ins. wide.

**No. 434/62** TILE REGISTER GRATE, with cast-iron adjustable canopy, small brick in back, lift-off steel spindle bars with brass or copper knobs and slow-combustion fret, prepared for tiles.

**Sizes** .... 36×36 ins. high.  
**Fires** .... 16 or 18 ins. wide.

**Sizes** 36 38×38 ins. high.  
**Fires** 16 or 18 ins. wide.



No. 434/62

For Alternative Canopies and Fires, see pages 42 to 47.

# Register Grates



No. 336

**No. 336** REGISTER GRATE, with cast-iron adjustable canopy, steel spindle bars, chair brick back and slow-combustion fret.

**Sizes** 34×36 36×36 ins. high.  
**Fires** 14, 16 or 18 ins. wide.

**Sizes** 36×38 38×38 ins. high.  
**Fires** 14, 16 or 18 ins. wide.

**No. 219** REGISTER GRATE, with lift-out bars, brick in back, and vent damper.

**Sizes** 24 26 28 30 32×36 ins. high.  
**Fires** 12 14 or 16 ins. wide.


**Sizes** 34 36×36 36 38×38 ins. high.  
**Fires** 16 ins. wide.

**Sizes** 40×40 42×42 ins. high.  
**Fires** 16 ins. wide.

**Sizes** 36×36 36 38×38 ins. high.  
**Fires** 18 ins. wide.

**Sizes** .... 40×40 ins. high.  
**Fires** .... 18 ins. wide.

**Sizes** 38×38 40×40 ins. high.  
**Fires** 20 ins. wide.



No. 219



# Tile Mantel Grate



**No. 742** TILE MANTEL GRATE, with double shelf, adjustable cast-iron canopy, N/C solid brick back, “**Alpha**” fire, with sliding draught regulator and No. 35 trivet hob. Prepared for tiles.

<b>Size</b>	....	....	....	....	42 ins. wide × 54 ins. high.
<b>Fire</b>	....	....	....	....	16 ins. wide.
<b>Shelf</b>	....	....	....	....	54 ins. long × 7 <sup>3</sup> / <sub>4</sub> ins. deep.

For Alternative Canopies and Fires, see page 42 to 47.

# Tile Mantel Grate



**No. 741** TILE MANTEL GRATE, with double shelf and adjustable cast-iron canopy, N/C/ solid brick back, “**Solar**” fallbar fire, with brass or copper knobs, slow-combustion fret, prepared for tiles.

<b>Size</b>	....	....	....	....	42 ins. wide × 54 ins. high.
<b>Fire</b>	....	....	....	....	16 ins. wide.
<b>Shelf</b>	....	....	....	....	54 ins. long × 7 <sup>3</sup> / <sub>4</sub> ins. deep.

For Alternative Canopies and Fires, see pages 42 to 47.



# Tile Mantel Grate



**No. 816** TILE MANTEL GRATE, with single shelf, adjustable cast-iron canopy, sectional brick back, “**Beacon**” fire with sliding draught regulator, prepared for tiles.

Size	....	....	....	....	42 ins. wide × 48 ins. high.
Fire	....	....	....	....	16 ins. wide.
Shelf	....	....	....	....	48 ins. long × 7½ ins. deep.

For Alternative Canopies and Fires, see pages 42 to 47.

# Tile Mantel Grate



**No. 788** TILE MANTEL GRATE, with single shelf, adjustable cast-iron canopy, sectional brick back, “**Alpha**” fire, with sliding draught regulator and No. 35 Trivet Hob. Prepared for Tiles.

Size	....	....	....	....	36 ins. wide × 48 ins. high.
Fire	....	....	....	....	16 ins. wide.
Shelf	....	....	....	....	45½ ins. long × 6½ ins. deep.

For Alternative Canopies and Fires, see pages 42 to 47.



# Tile Mantel Grate



**No. 819** TILE MANTEL GRATE, with single shelf, adjustable cast-iron canopy, W/S solid brick back, vent damper and “**Carlton**” fire. with sliding draught regulator. Prepared for tiles.

<b>Size</b>	....	....	....	....	36 ins. wide × 48 ins. high.
<b>Fire</b>	....	....	....	....	16 ins. wide.
<b>Shelf</b>	....	....	....	....	45½ ins. long × 6½ ins. deep.

For Alternative Canopies and Fires, see pages 42 to 47.

# Tile Mantel Grate



**No. 794** TILE MANTEL GRATE, with single shelf, adjustable cast-iron canopy, W/S solid brick back with vent damper, “**Douglas**” fire with sliding draught regulator. Prepared for tiles.

<b>Size</b>	....	....	....	....	36 ins. wide × 48 ins. high.
<b>Fire</b>	....	....	....	....	16 ins. wide.
<b>Shelf</b>	....	....	....	....	45 ins. long × 6½ ins. deep.

For Alternative Canopies and Fires, see pages 42 to 47.



# Hob Tile Mantel with H.P. Boiler



**No. 827** HOB TILE MANTEL GRATE, with single shelf, adjustable cast-iron canopy, sectional brick, steel spindle bars, hook-on trivet and slow-combustion fret with sliding draught regulator, No. 2 self-contained cast-iron back and boiler flue. Prepared for tiles and high pressure boiler.

<b>Size</b>	....	....	....	....	36 ins. wide × 48 ins. high.
<b>Fire</b>	....	....	....	....	16 ins. wide.
<b>Shelf</b>	....	....	....	....	45½ ins. long × 6½ ins. deep.

For Alternative Canopies, see pages 42 to 44.

# Tile Mantel Grate



**No. 759** TILE MANTEL GRATE, "Adam" design, with single shelf, adjustable cast-iron canopy, iron back and small brick, cast spindle bars, slow-combustion fret, Prepared for tiles.

<b>Size</b>	....	....	....	....	36 ins. wide × 45 ins. high.
<b>Fire</b>	....	....	....	....	16 ins. wide.
<b>Shelf</b>	....	....	....	....	45 ins. long × 6½ ins. deep.

For Alternative Canopies and Fires, see pages 42 to 47.



# Mantel Grate



**No. 810** TILE MANTEL GRATE, with single shelf, adjustable cast-iron canopy, sectional brick back, “**Douglas**” fire with sliding draught regulator. Prepared for 3 in. Tiles.

<b>Size</b>	....	....	....	....	30 ins. wide × 50 ins. high.
<b>Fire</b>	....	....	....	....	14 ins. wide.
<b>Shelf</b>	....	....	....	....	36 ins. long × 6½ ins. deep.

For Alternative Fires, see pages 45 to 47.

# Mantel Grate




**No. 815** MANTEL GRATE, with single shelf, adjustable cast-iron canopy, sectional brick back, “**Vulcan**” fire with sliding draught regulator.

<b>Size</b>	....	....	....	....	36 ins. wide × 48 ins. high.
<b>Fire</b>	....	....	....	....	16 ins. wide.
<b>Shelf</b>	....	....	....	....	42 ins. long × 6½ ins. deep.

For Alternative Fires, see pages 45 to 47.



# Mantel Grate




No. 802 MANTEL GRATE, with single shelf, W/S solid brick back, with vent damper, "Douglas" fire with sliding draught regulator.

Size	....	....	....	....	30 ins. wide × 50 ins. high.
Fire	....	....	....	....	14 ins. wide.
Shelf	....	....	....	....	34 ins. long × 7 ins. deep.

For Alternative Fires, see pages 45 to 47.

# Mantel Grate




No. 821 MANTEL GRATE, with double shelf, W/S solid brick back with vent damper, "Lorne" fire with sliding draught regulator.

Size	....	....	....	....	30 ins. wide × 50 ins. high.
Fire	....	....	....	....	14 ins. wide.
Shelf	....	....	....	....	35½ ins. long × 5½ ins. deep.

For Alternative Fires, see pages 45 to 47.



# Mantel Grate



**No. 799** MANTEL GRATE, with single shelf, cast-on canopy, sectional brick back, “**Douglas**” fire with sliding draught regulator.

<b>Sizes</b>	30 ins. wide × 48 ins. high.	30 ins. wide × 50 ins. high.
<b>Fires</b>	14 ins. wide.	14 ins. wide.
<b>Shelves</b>	36 ins. long × 6½ ins. deep.	36 ins. long × 6½ ins. deep.

For Alternative Fires, see pages 45 to 47.

# Mantel Grate




**No. 812** MANTEL GRATE, with single shelf, adjustable cast-iron canopy, sectional brick back, “**Vulcan**” fire with sliding draught regulator.

<b>Size</b>	.....	.....	.....	.....	30 ins. wide × 48 ins. high.
<b>Fire</b>	.....	.....	.....	.....	14 ins. wide.
<b>Shelf</b>	.....	.....	.....	.....	36 ins. long × 6½ ins. deep.

For Alternative Fires, see pages 45 to 47.



# Mantel Grate




**No. 804** MANTEL GRATE, with single shelf, adjustable cast-iron canopy, sectional brick back, "Douglas" fire with sliding draught regulator.

Size	....	....	....	....	30 ins. wide × 48 ins. high.
Fire	....	....	....	....	14 ins. wide.
Shelf	....	....	....	....	36 ins. long × 6½ ins. deep.

For Alternative Fires, see pages 45 to 47.

# Mantel Grate



**No. 803** MANTEL GRATE, with double shelf, adjustable cast-iron canopy, sectional brick back, "Douglas" fire with sliding draught regulator.

Size	....	....	....	....	27 ins. wide × 52½ ins. high.
Fire	....	....	....	....	12 ins. wide.
Shelf	....	....	....	....	34 ins. long × 7 ins. deep.



# Mantel Grate



**No. 797** MANTEL GRATE, with single shelf, cast-on canopy, sectional brick back, "Douglas" fire with sliding draught regulator.

<b>Size</b>	....	....	....	....	24 ins. wide × 48 ins. high.
<b>Fire</b>	....	....	....	....	12 ins. wide.
<b>Shelf</b>	....	....	....	....	30 ins. long × 5 ins. deep.

# Mantel Grate




**No. 813 A** MANTEL GRATE, with single shelf, cast-on canopy, sectional brick back, "Douglas" fire with sliding draught regulator.

<b>Sizes</b>	24 ins. wide × 44 ins. high.	30 ins. wide × 44 ins. high.
<b>Fire</b>	12 ins. wide.	14 ins. wide.
<b>Shelf</b>	30 ins. long × 5 ins. deep.	36 ins. long × 6½ ins. deep.




# Mantel Grate



**No. 689** MANTEL GRATE, with single shelf, adjustable cast-iron canopy, sectional brick back, lift-off steel spindle bars, slow-combustion fret.

<b>Sizes</b>	....	24 × 39	30 × 40	36 × 42 ins. high.
<b>Fires</b>	....	12	14	16 ins. wide.
<b>Shelves</b>	....	28½ × 5	34½ × 5½	40½ ins. long × 5½ ins. deep.

# Mantel Grate




**No. 813** MANTEL GRATE, with single shelf, cast-on canopy, iron back with small brick and vent damper, cast vertical bars and slow-combustion fret.

<b>Sizes</b>	24 ins. wide × 44 ins. high.	30 ins. wide × 44 ins. high.
<b>Fires</b>	12 ins. wide.	14 ins. wide.
<b>Shelves</b>	30 ins. long × 5 ins. deep.	36 ins. long × 6½ ins. deep.




## Mantel Grate



**No. 830** MANTEL GRATE, with single shelf, cast-on canopy, iron back with small brick and vent damper, lift-off cast vertical bars and slow-combustion fret.

<b>Sizes</b>	....	18×36	24×38	30×40 ins. high.
Fires	....	10	12	14 ins. wide.
Shelves	....	24×5	30×5	36 ins. long×6½ ins. deep.

## Mantel Grate



**No. 824** MANTEL GRATE, with single shelf, cast-on canopy, iron back with small brick and vent damper, lift-off cast vertical bars slow-combustion fret.

<b>Sizes</b>	24 ins. wide×39 ins. high.	30 ins. wide×40 ins. high.
Fires	12 ins. wide.	14 ins. wide.
Shelves	30 ins. long×5 ins. deep.	33 ins. long×6½ ins. deep.




# Mantel Grate



No. 822 MANTEL GRATE, with single shelf, cast-on canopy, iron back with small brick and vent damper, lift-off cast vertical bars, slow-combustion fret.

<b>Sizes</b>	....	24 × 39	30 × 40	36 × 42 ins. high.
<b>Fires</b>	....	12	14	16 ins. wide.
<b>Shelves</b>	....	28½ × 5	34½ × 5½	40½ ins. long × 5½ ins. deep.

# Mantel Grate



No. 776 MANTEL GRATE, with single shelf, cast-on canopy, iron back with small brick and vent damper, lift-off cast vertical bars, slow-combustion fret.

<b>Sizes</b>	....	24 × 39	30 × 40	36 × 42 ins. high.
<b>Fires</b>	....	12	14	16 ins. wide.
<b>Shelves</b>	....	28½ × 5	34½ × 5½	40½ ins. long × 5½ in. deep.




# Mantel Grate



**No. 814** MANTEL GRATE, with single shelf, cast-on canopy, iron back with small brick and vent damper, lift-off cast vertical bars and slow-combustion fret.

<b>Size</b>	....	....	....	....	21 ins. wide × 39 ins. high.
Fire	....	....	....	....	12 ins. wide.
Shelf	....	....	....	....	26 ins. long × 5 ins. deep.

# Mantel Grate



**No. 800** MANTEL GRATE, with single shelf, cast-on canopy, iron back with small brick and vent damper, lift-off horizontal bars.

<b>Size</b>	....	....	....	....	18 ins. wide × 36 ins. high.
Fire	....	....	....	....	10 ins. wide.
Shelf	....	....	....	....	22 ins. long × 5 ins. deep.



# Gas Mantel Grate



No. 826 MANTEL GRATE, with single shelf, cast-on canopy, gas fire complete with fuel, including brass injector with gas and air regulator, but without supply tap, complete with trivet hob.

<b>Size</b>	....	....	....	....	24 ins. wide × 39 ins. high.
<b>Shelf</b>	....	....	....	....	30 ins. long × 5 ins. deep.

# Portable Boiler



“KEYSTONE” CORNER PORTABLE BOILER, with inside pan, galvanized sheet-iron cover, back portion fixed to pan forming steam check, steam escape connection to flue pipe, loose pull-out damper on nozzle with connection for 5 in. diameter pipe, strong fire brick lining to fire box, sliding ashpit doors for regulating draught.

### OVERALL SIZES.

Capacity	....	....	....	....	8	10 gallons.
Height, floor to hob	....	....	....	....	28	28 ins.
Hob, width	....	....	....	....	26	27 „
Hob, depth back to front	....	....	....	....	28	29 „
Flue Nozzle	....	....	....	....	5	5 in. diam.
Fire Box	....	....	....	....	8 ins. wide × 13½ ins.	back to front.



## Portable Boiler



**No. 6** L.C.C. PATTERN PORTABLE BOILER ON BASE, having 8 gallons capacity inside pan,  $\frac{3}{4}$  in. brass draw-off tap, fitted with galvanized sheet-iron hinged flat cover. Fixed part of cover galvanized cast-iron forming steam escape, and fixed to pan with brass screws. Loose pull out damper on top of nozzle to suit 4 in. pipe.

Taps can be supplied either right or left hand.  
Unless otherwise stated, left hand taps supplied.

## Gas Portable Boilers



No. 10


**No. 12** GAS PORTABLE BOILER, with 8 or 10 gallon capacity cast-iron inner pan, cast-iron casing in one piece fitted on three cast-iron legs having T piece and special burner, wood cover, steam escape with short vent pipe, hob and steam escape galvanized.



No. 12



## Porcelain Enamelled Cast Iron Baths



**No. 44** "MINERVA" INDEPENDENT PARALLEL BATH, with **4-in.** roll edge, soap trays cast in end, detachable feet, fitted with **1-in.** hot and cold water taps, brass tube waste or swivel rod waste, cast-iron glass enamelled trap having straight or bent brass coupling tail, finished in finest white porcelain enamel inside and plain painted outside.

No. 44							
Size.	INSIDE.			OVERALL.			
	Length. ft. in.	Width. ft. in.	Depth. ft. in.	Length. ft. in.	Width. ft. in.	Depth. ft. in.	Roll. in.
5-ft. 9-in.	5 9	2 0	1 7	6 7	2 8	2 3	4

No. 43							
Size.	INSIDE.			OVERALL.			
	Length. ft. in.	Width. ft. in.	Depth. ft. in.	Length. ft. in.	Width. ft. in.	Depth. ft. in.	Roll. in.
5-ft. 6-in.	5 6	1 11	1 6	6 2	2 5	2 2	3

No. 45							
Size.	INSIDE.			OVERALL.			
	Length. ft. in.	Width. ft. in.	Depth. ft. in.	Length. ft. in.	Width. ft. in.	Depth. ft. in.	Roll. in.
5-ft. 3-in.	5 3	1 11	1 5	6 0	2 5	1 11	3
5-ft. 6-in.	5 6	1 11	1 5	6 3	2 5	1 11	3

NOTE.—When ordering, please state clearly which class of waste required.

## Porcelain Enamelled Cast Iron Baths




**No. 41** "OSPREY" PARALLEL BATH, with **3-in.** roll edge, detachable feet, finished in finest white porcelain enamel inside and plain painted outside.

Sizes.	INSIDE.			OVERALL.			
	Length. ft. in.	Width. ft. in.	Depth. ft. in.	Length. ft. in.	Width. ft. in.	Depth. ft. in.	Roll. in.
4-ft. 0-in.	4 0	1 11	1 5	4 6	2 5	1 11	3
4-ft. 6-in.	4 6	1 11	1 5	5 0	2 5	1 11	3
5-ft. 0-in.	5 0	1 11	1 5	5 6	2 5	1 11	3
5-ft. 6-in.	5 6	1 11	1 5	6 0	2 5	1 11	3
6-ft. 0-in.	6 0	1 11	1 5	6 6	2 5	1 11	3

NOTE.—When ordering Baths without Fittings, be careful to specify how required, i.e., with or without Tap Holes, whether through end or on roll and if Overflow Hole is wanted.



# Porcelain Enamelled Cast Iron Baths




**No. 71** "FALCON" PARALLEL BATH, with **3-in.** flat roll, detachable claw and ball feet. Finished in finest white porcelain or greenstone enamelled inside and plain painted outside.

Sizes.	INSIDE.			OVERALL.			
	Length. ft. in.	Width. ft. in.	Depth. ft. in.	Length. ft. in.	Width. ft. in.	Depth. ft. in.	Roll. in.
<b>5-ft. 0-in.</b>	5 0	1 11	1 5	5 6	2 5	1 11	3
<b>5-ft. 6-in.</b>	5 6	1 11	1 5	6 0	2 5	1 11	3

**NOTE.**—When ordering Baths without Fittings, be careful to specify how required, i.e., with or without Tap Holes, whether through end or on roll and if Overflow Hole is wanted.

# Porcelain Enamelled Cast Iron Baths



Specially Designed to supply a first-class Bath at keenly cut price.

**No. 61 and No. 62** PARALLEL BATHS, with detachable feet, finished in finest white porcelain or greenstone enamel inside and plain painted outside.


Sizes.	INSIDE.			OVERALL.			
	Length. ft. in.	Width. ft. in.	Depth. ft. in.	Length. ft. in.	Width. ft. in.	Depth. ft. in.	Roll. in.
<b>5-ft. 0-in.</b>	5 0	1 10	1 5	5 5	2 3	1 11	2½
<b>5-ft. 6-in.</b>	5 6	1 10	1 5	5 11	2 3	1 11	2½

Sizes.	INSIDE.			OVERALL.			
	Length. ft. in.	Width. ft. in.	Depth. ft. in.	Length. ft. in.	Width. ft. in.	Depth. ft. in.	Roll. in.
<b>5-ft. 0-in.</b>	5 0	1 10	1 4	5 4	2 2	1 10	2
<b>5-ft. 6-in.</b>	5 6	1 10	1 4	5 10	2 2	1 10	2

**NOTE.**—When ordering Baths without Fittings, be careful to specify how required, i.e., with or without Tap Holes, whether through end or on roll and if Overflow Hole is wanted.



## Porcelain Enamelled Cast Iron Baths




**No. 55** "DELTA" PARALLEL BATH, specially designed to occupy the minimum of space, with anti-splash roll edge, detachable feet, finished in finest white porcelain enamel inside and plain painted outside.

Sizes.	INSIDE.			OVERALL.					
	Length.	Width.	Depth.	Length.	Width.	Depth.	Roll.		
	ft.	in.	ft.	in.	ft.	in.	ft.	in.	
<b>5-ft. 0-in.</b>	5	0	1	9	1	4	5	4	2
<b>5-ft. 6-in.</b>	5	6	1	9	1	4	5	10	2

**NOTE.**—When ordering Baths without Fittings, be careful to specify how required, i.e., with or without Tap Holes, whether through end or on roll and if Overflow Hole is wanted.

## Porcelain Enamelled Cast Iron Baths



**No. 40 and No. 56** TAPER BATHS, with detachable feet, finished in finest white porcelain or greenstone enamel inside and plain painted outside.

Sizes.	INSIDE.				OVERALL.												
	Length.	Width.			Length.	Width.				Roll.							
		Head.	Foot.	Depth.		Head.	Foot.	Depth.									
ft.	ft.	ft.	ft.	ft.	ft.	ft.	ft.	ft.	in.								
<b>5-ft. 0-in.</b>	4	10	1	10	1	6	1	5	5	3	2	3	1	11	1	10	2 1/2
<b>5-ft. 6-in.</b>	5	5	1	10	1	6	1	5	5	9	2	3	1	11	1	10	2 1/2

Sizes.	INSIDE.				OVERALL.												
	Length.	Width.			Length.	Width.				Roll.							
		Head.	Foot.	Depth.		Head.	Foot.	Depth.									
ft.	ft.	ft.	ft.	ft.	ft.	ft.	ft.	ft.	in.								
<b>5-ft. 0-in.</b>	5	0	1	11	1	6	1	5	5	4	2	3	1	10	1	10	2
<b>5-ft. 6-in.</b>	5	6	1	11	1	6	1	5	5	10	2	3	1	10	1	10	2

**NOTE.**—When ordering Baths without Fittings, be careful to specify how required, i.e., with or without Tap Holes, whether through end or on roll and if Overflow Hole is wanted.



# Bath Fittings

All Plain Roll Baths can be supplied either with pillar taps through roll, or globe taps through end. In ordering it is necessary to state which pattern is required.




"Sanitas" Pillar Tap.

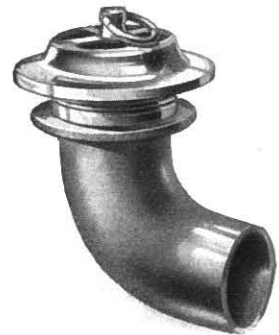
If "Sanitas" pattern Taps are wanted, it is necessary to state this when ordering, otherwise ordinary pillar taps will be supplied.




Pillar Tap.



Globe Tap.



Overflow with Union.



Waste Plug with Union.



Showing Pillar Taps through roll, Plug and Chain Waste and Overflow.



Showing Globe Taps through end, Plug and Chain Waste and Overflow.